

License Utility

© 2021 PTC Inc.

License Utility 1

..... 2

License Utility 3

..... 4

..... 5

..... 7

..... 7

..... 8

..... 9

.....11

.....11

.....12

.....13

.....14

.....15

.....16

.....17

.....17

.....18

.....19

License Utility


1.075

License Utility

ID

License Utility

License Utility




Product	Activation ID	Support End Date	Status
Wago ethernet	0675f388-b744-4aad-b0f6cd884cb	11/2027	Good

Additional License Information:
 Type: Software
 * Expiration: 19-Oct-2026

Perform licensing operations online when possible (requires Internet access on this computer)

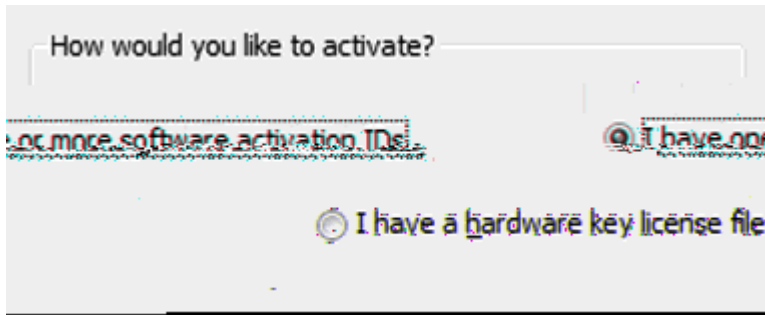
```

" "
" ID" ID License Utility
" " ID "
" "
" "
. - ( )
. - /
. <reason> - ( " " " " " " ")
. - ( ___ )
.
.
( )
. " "
. " " < >.lic
. " " (
. " " )
. " " ( ID)
" " ___ " ID"
ID
" "
  
```



ID

ID



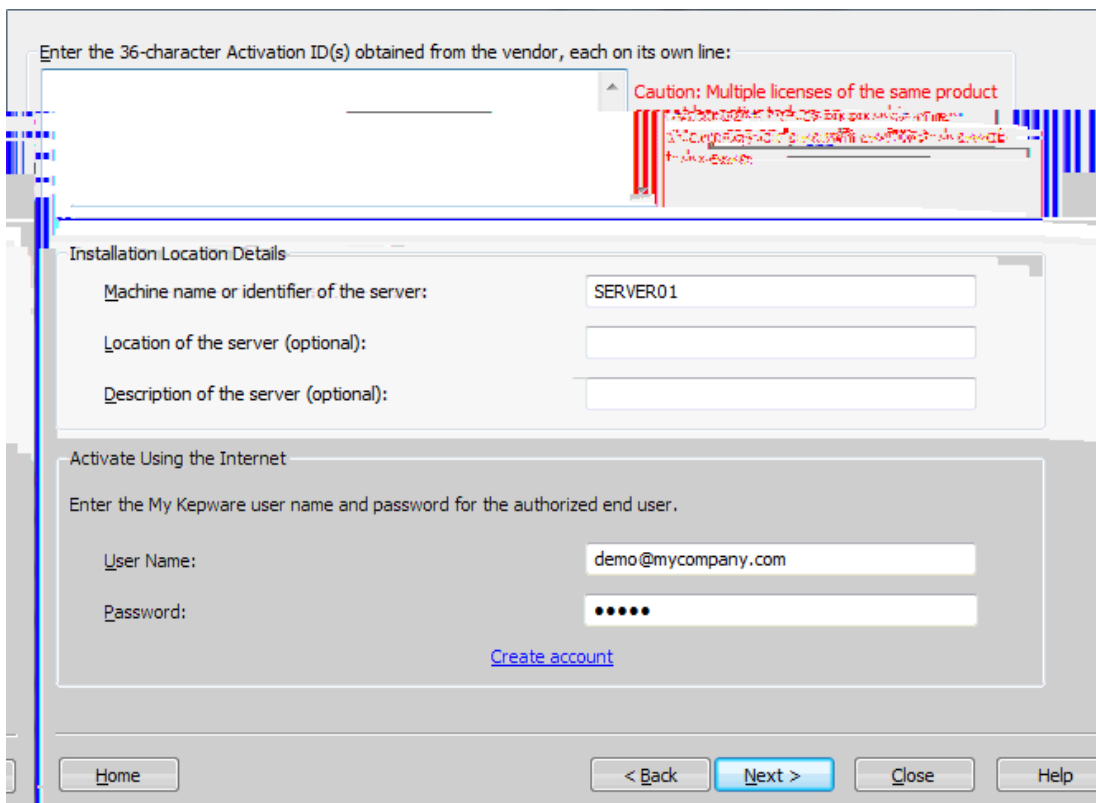
ID

"

Internet



()



()

()

(1000)

Internet

" " My Kepware

" " My Kepware

1. ID ID 100

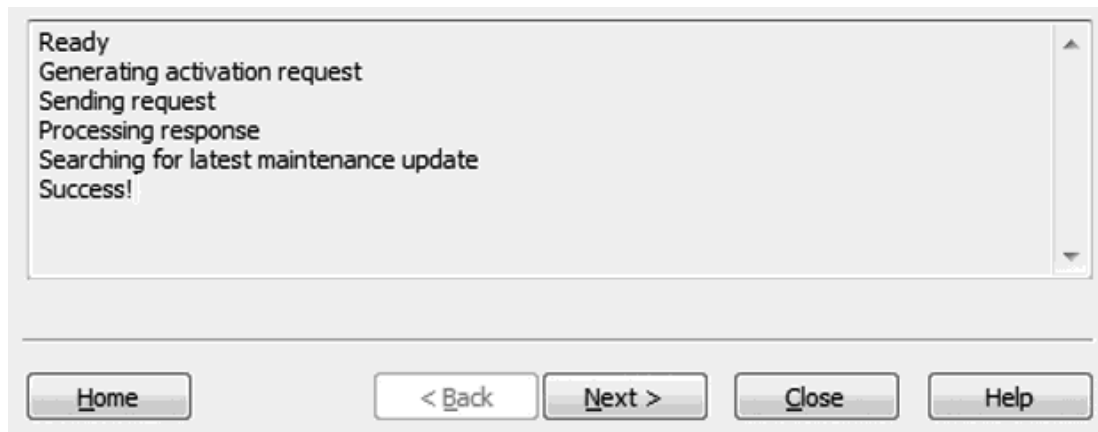
2.

3.

4. " "

5. " " " "

30



ID ("activation_request.txt")
("response.txt")

"activation_request.txt" "response.txt"

Enter the 36-character Activation ID(s) obtained from the vendor, each on its own line:

Caution: Multiple licenses of the same product cannot be activated on one machine. Attempting to do so will result in the loss of the license.

Installation Location Details

Machine name or identifier of the server:

Location of the server (optional):

Description of the server (optional):

Upload Request and Generate Response

This file must be sent to the vendor's licensing website in order to receive a response file to activate the product.

Import the Activation Response File

Click "Import File ..." to import the Activation Response File. This response file is obtained from the vendor's licensing website in order to activate the product on this

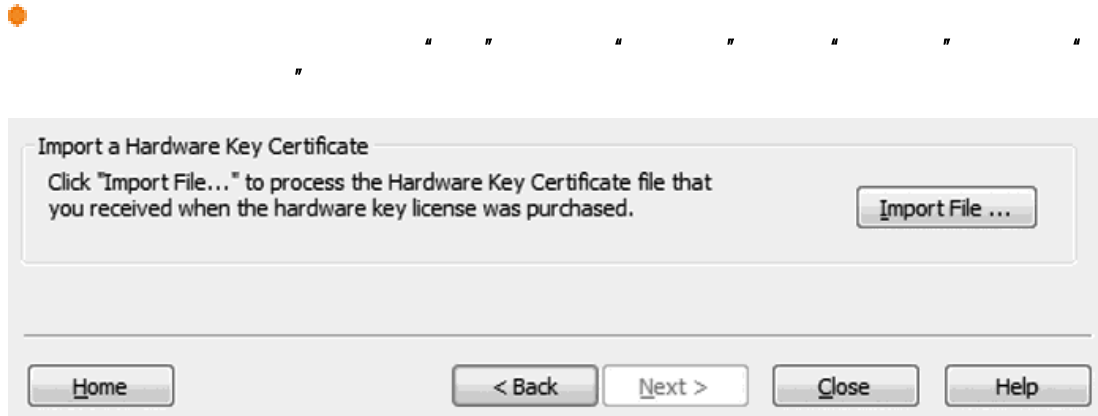
[port information.](#) [Click to view vendor's supp](#)

" Kepware"


()

()

(



- 1. Hardware Key Certificate) " ..."(Import File...)" (Import a
- 2. "MyHrdKeyCertlic" License Utility " "



The following activations have been selected to be returned:

Product	Activation ID	Subscription End Date
Wago ethernet	0675f388-b744-4aad-bd19-f...	11/2027

Transfer Using the Internet

Enter a My Kepware user name and password for this account.

User Name:

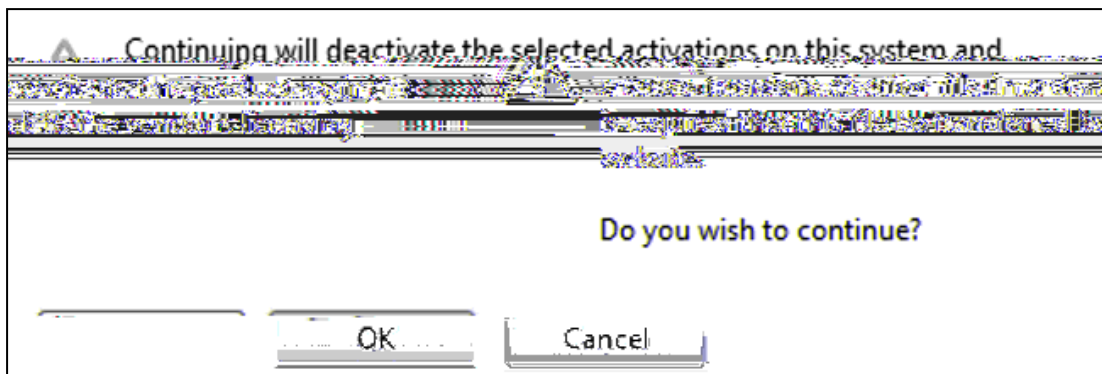
Password:

[Create account](#)

- -
- " - " Kepware"
- " - " Kepware"

1. " " " "
2. " "





3. " " " " "



" " ("transfer_request.txt")

The following activations have been selected to be returned.

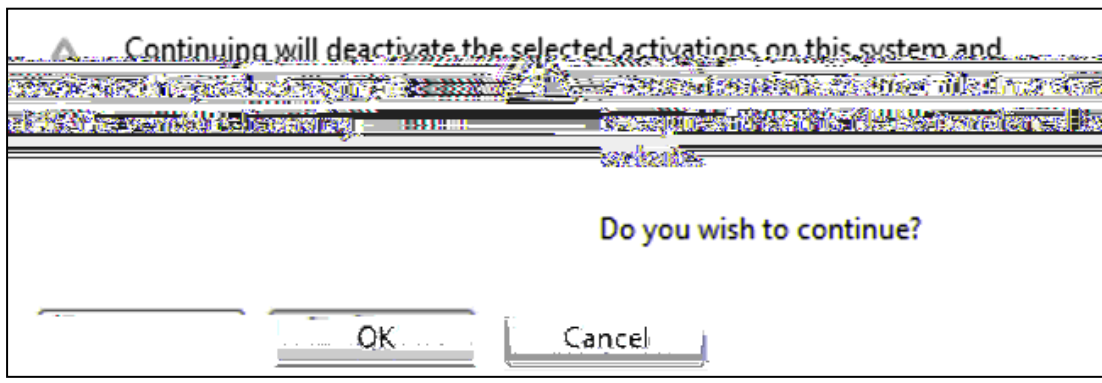
Product	Activation ID	Subscription End Date
Wago ethernet	0675f388-b744-4aad-bd19-f...	11/2027

Click "Save to File..." to generate the Transfer Activation File. This file must be returned as part of the transfer process to the vendor's licensing website. Once successfully returned, product activation can be initiated on a new Host Machine.

[Click to view vendor's support information.](#)

Buttons: Home, < Back, Next >, Close, Help

1. " Web " ..."



2. "transfer_request.txt"

3. internet

License Utility
internet Web (internet)

4. " "

ID

" " " " " "

Hardware key certificate file 'Sattbus_Suite.lic' contains the following features:

Product	Activation ID	Subscription End Date
SattBus Serial	0675f388-b744-4aad-b0f6cd884cb	10/2027
SattBus Ethernet	5f388-b744-4aad-b0f6cd884cb-05	10/2027

Click "Copy File..." to make a copy of the Hardware Key Certificate file, which can be used to enable the hardware key on a new Host Machine.

Copy File ...

Click "Export File..." to remove the Hardware Key Certificate file from the License Utility and then save it to a user defined location.

Export File ...

Home

< Back

Next >

Close

Help

" " " "

" "

" ..."





6.0

6.0

1. _____

2. " "

3. _____

4.

ID

5. _____

1. _____

" "



1.

_____ " " " " " " _____ "



" "

•

•
•

•
•
•

•
•

(7) _____ ID

•
•

•



_____ _____ _____ _____

ID ID 7 ID /
ID



_____ / ID

ID	ID ()	ID (7)	ID
	web	Internet	internet web ()
			90
			" "
		Microsoft	()
License Utility			
			" "
		3	" " 12 15
			web

A

activation_request.txt 8

F

Flex ID 5

I

Internet 8

R

response.txt 8

T

transfer_request.txt 13

7, 9

6.0 15

3

17

17

5

5

5

6

18

11

13

... 14

... 10

5

18

17

4

17

17

17

5

5

12
8

5

8, 11

3

18

15

15

17

18

5

5

14

18

5

11

6, 16

5

18

10

15

8, 11

18

(11) 6
11 11
7

5, 18

16
5, 18

18

13, 18

5